



# THE Arbor-Nomics® BUGGETTE



## Springtime Checklist

Spring is here, and if you haven't already, it's time to rev up and get back out in the yard. Here are a few things you can do to help your lawn and garden flourish through the rest of the coming year.



### Aeration:

Now's the time to schedule aeration for warm-season lawns to make sure your turf has the breathing room it needs. The benefits include:

- ✓ Fertilizers, water, and air can reach grass roots more easily.
- ✓ Roots extend deeper and get healthier and stronger as they grow.
- ✓ Turf becomes more resilient if subjected to drought and other stressors.
- ✓ Grass grows thicker, leaving less space for weeds to infiltrate.

### Maintenance for Your Mower:

- ✓ Change the oil. For most mowers, this should be done after 50 hours of use.
- ✓ Replace the spark plug. Another task that's supposed to happen on a schedule, after 100 hours of use.
- ✓ Check the air filter. Most filters need to be either cleaned or replaced every three months.
- ✓ Clean and lubricate moving parts. Even if you cleaned your mower thoroughly before putting it away for the winter, it will have accumulated some dust from storage.
- ✓ Sharpen the blade. A dull mower blade makes the ends of grass blades turn brown by tearing off the tips instead of cutting them evenly.

### Tell Mosquitos to Buzz Off:

Our Mosquito Control program consists of one application during each month that they're active, from March through October. The treatment is completely safe for both people and pets.

With these tasks out of the way, you're ready to move on to the thousand other tasks that await every homeowner's attention. To schedule aeration and mosquito control, call us at 770.447.6037.

## Do Your Trees Need Attention?

Arbor-Nomics Tree is ready to take on all of your tree care issues, from planting and pruning to emergency care and even removal. **We can also help you create a long-term tree care plan to prolong the lives of these beautiful and valuable features of your landscape.** Depending on your needs, these are just a few of the actions we might recommend:

- Pruning branches and foliage to reduce gravity's pressure on heavy limbs
- Providing support to branches with forks or weak limb attachments
- Trimming broken, dead, diseased, or hanging branches
- Removing leaning trees
- Inspecting the soil around tree bases to determine whether root balls are exposed

Trees are hardy and resilient, but they need attention and maintenance to reach their full potential. Their stability, health, and structural integrity evolve over their lifetimes, and the untrained eye can easily miss these changes.

If you're concerned about any of your trees, call Arbor-Nomics Tree at 770.368.0072 or email us at [info@arbor-nomicstree.com](mailto:info@arbor-nomicstree.com).

**Join Arbor-Nomics!** We are hiring Certified Landscape Specialists and Outside Sales Representatives. Visit [Arbor-Nomics.com/JoinOurTeam](https://www.arbor-nomics.com/JoinOurTeam) for more information.

## Bare in Mind

by Josh Bare



While people were spending more time at home during the earlier stages of the pandemic, they started looking for new ways to occupy those hours. Sometimes these took the form of new interest in old activities – in my case, terrariums.

In the early 80s my dad made a few terrariums, giving some away to other folks and keeping a couple for our

family. **Dad used containers with narrow necks, so he had to use sticks and tools to maneuver the contents into place.** The one I remember most clearly was about the size of a basketball and doubled as the base of a lamp. I remember being mesmerized by the miniature world inside it.

*Continued on page 4*

# March - April Lawn Care

## Application #2 for all programs.

**Please note:** Weather conditions may compel us to modify the contents or timing of our treatments.

### LAWN TREATMENTS

#### Weed Control

**All Programs.** We applied the second treatment of the year, pre-emergent and broadleaf weed controls, to all lawns. The pre-emergent blocks the development of crabgrass and many other grassy weeds. (Unfortunately, no treatment is currently available that will target all grassy weeds.) The broadleaf weed control will cause these weeds to yellow and die off over the next two weeks.

**Silver Plus & Gold Plus.** All lawns received an additional grassy-weed treatment that targets nutsedge.

**Platinum.** For lawns that have clump grass (for example, clumps of Fescue growing in a Bermuda lawn), we applied a treatment that minimizes the unwanted grass.

#### Fertilization

**All Programs.** We applied Arbor-Nomics Special Blend fertilizer to nourish turf during the growing season.

#### Fungus Control

**Silver Plus, Gold Plus & Platinum.** We applied a fungicide to help prevent brown patch and dollar spot, two common fungal diseases.

#### Pest Control

**Gold, Gold Plus & Platinum.** We sprayed a protective barrier of our Outdoor Pest Control around your yard and in key breeding areas (such as ground cover) to control ants, fleas, ticks, and spiders.

#### Aeration

**Platinum.** We aerate lawns with warm-season grasses in April and May.

### ORNAMENTAL TREE & SHRUB TREATMENTS

#### Fungus & Insect Controls

**Gold, Gold Plus & Platinum.** We applied a fungicide to help prevent leaf spot, powdery mildew, and other fungal diseases, plus an insecticide to control aphids, lace bugs, and leafhoppers.

### WHAT YOU NEED TO DO UNTIL OUR NEXT VISIT

#### Schedule Your Lawn Aeration.

Lawns with warm-season grasses, such as Bermuda and Zoysia, should be aerated each spring. If you're not a Platinum customer, this valuable service is available as an addition to your current program. Call us for a FREE estimate.

#### Mow at the Right Height.

Be careful not to remove more than one-third of each grass blade at a single cutting. It's safe to mow the same day we treat, and we recommend leaving grass clippings on the lawn. They recycle back into the soil, giving it an extra dose of nutrients.

#### Water Regularly

Most lawns require 1 to 1.5 inches of water each week, so be prepared to lend nature some assistance if rainfall doesn't provide that much. It's best to water your lawn before 10am or after 6pm so that it's less likely for the water to evaporate from the lawn.

### QUESTIONS ABOUT OUR SERVICE OR YOUR YARD?

If you have any questions concerning your lawn, ornamental trees, shrubs, or our services, please call our customer service department at 770.447.6037. We're open Monday through Friday from 8 am to 5 pm. Outside those hours, please leave a message and we'll return your call the next business day. Also, you can e-mail us any time at [info@arbor-nomics.com](mailto:info@arbor-nomics.com).

## Battling Fire Ants

It's Fire Ant season and we're here to help you identify and treat this pesky insect. The most common indication of a fire ant problem is one of their signature mounds. As they create underground networks of tunnels and chambers for food storage, births, and hibernation, they displace a lot of dirt, which eventually becomes noticeable.

It's best to steer clear of these mounds. If fire ants are disturbed, they're remarkably aggressive. At a minimum, their bites are incredibly painful. If they attack in large groups, proteins in their venom can trigger allergic reactions in both animals and humans.

The unfortunate fact is that it's almost impossible to completely remove fire ants from a specific area without professional help. Our Fire Ant Control program uses specialized insecticides; it's included in our Platinum program and available as an addition to any other program. To learn more, call 770.447.6037.



## Helpful Contact Information

### ARBOR-NOMICS TURF, INC.

770.447.6037

800 Langford Drive, Suite A  
Norcross, GA 30071  
[arbor-nomics.com](http://arbor-nomics.com)

### VICE PRESIDENT

Doug Cash

Cell: 770.596.8388

[doug@arbor-nomics.com](mailto:doug@arbor-nomics.com)

### CUSTOMER RELATIONS

Ward Frost


Cell: 678.638.4556

[ward@arbor-nomics.com](mailto:ward@arbor-nomics.com)




# Employee Pet Spotlight


You're gotten acquainted with many of our employees through their biographies on our website. Some members of their families have let us know that they'd like a turn in the spotlight. So we're pleased to present the first in an occasional series featuring the pets of Arbor-Nomics.




**Abel**  
Owner: Frankie Rivers



**Chance**  
Owner: Meagan Southerland



**Siddalee**



**Daisy**  
Owner: David Gay



**Ruger**  
Owner: Makayla Anderton




**Callie & JJ**




**Emma**  
Owner: Makayla Anderton




**Finn**




**Gatlin**  
Owner: Makayla Anderton




**Oliver**




**Buddy**  
Owner: Cole Lindsay




**Dexter**  
Owner: Laura Poteat




**Riker**  
Owner: Laura Poteat



**Willow**



**Maleigh**  
Owner: Winnie Hoglund



**Kane & Becca**  
Owner: Krissy Wells



## The Easiest \$50 You'll Ever Make

The next time a friend or neighbor compliments your lawn, tell them about us! **If they sign up for service at [arbor-nomics.com](http://arbor-nomics.com) or call 770.447.6037 and mention your name, we'll apply a \$50 credit to your account after their first treatment.** There's nothing better than sharing our name through word of mouth from a satisfied customer.

The reason for our success is no secret – we believe our Certified Landscape Specialists are the best in the business. We start with great people and give them comprehensive training. Then we assign them to specific properties, where they get to know their customers and the landscapes they care for. We work hard every day to keep earning your business. Thank you for your support!

Nathaniel Bagshaw Ward was an English doctor who was also interested in botany and entomology. In the course of pursuing his hobbies, he discovered that enclosed glass containers could support plant life. **The earliest terrariums were called Wardian cases, and it turned out they were a great way to transport plants from their original homes to other places around the British Empire.**

People now construct perfect little worlds as a hobby and can easily share their designs on social media. The invention of LED bulbs, which give off a broader spectrum of light than incandescents, broadened the range of plants that can be kept alive in interior spaces with limited light.

Numerous Pinterest posts explain various techniques for building a successful terrarium. I found videos on YouTube of some really impressive setups incorporating waterfalls – check out SerpaDesign or Asu.



*A terrarium by Dick Bare*

As I looked at more examples, I started to prefer certain bottle shapes over others. **My favorite is called an apothecary jar. Another cool shape that is more “vintage” is called a carboy.** From what I can tell from pictures, these are closer to the vessels my dad used.



*Dick Bare's terrariums*

Fortunately, there are folks on eBay who sell glass containers of all shapes and sizes. Unfortunately, the ones I really liked were too expensive, so I decided to look around for bargains. On our annual trek up to Ellijay for their apple festival, we visited an antique shop, where I found a couple of perfectly shaped clear glass jars for very reasonable prices. I made my purchase and somehow managed to transport them home intact in a minivan full of kids.

**For purely aesthetic reasons I like the look of layers in the bottom of a jar. It turns out this setup is functional as well.** One way to create this involves fiberglass window screen. It is pretty cheap at Home Depot, and you don't need very much. I traced the lid on the fiberglass with a razor blade, and with a little trimming it was a perfect fit. Weed blocker cloth would also work.

I tried using sand, but in the higher layers it went right through the screen. It didn't look right to me on the very bottom – I preferred to see larger rocks starting things off. Lowe's offers an assortment of pebbles that looked just right.

My first creation featured two kinds of moss and an accent rock. Both mosses were thriving until I had a reason to reach for the cat disciplinarian water spray bottle and instead grabbed

the one that my wife keeps vinegar in for cleaning countertops. For the record, moss doesn't like vinegar. Instead of watching it slowly turn brown, I replaced it.

**I'm trying not to put too much moisture in as the whole idea is that with the lid on it the right amount of moisture is kept in cycle.**

Now I'm ready to add to my landscape. I've been eyeballing a small accent piece that's just the right scale and I recently purchased a package of 40 mushroom figurines. I only need one or two, so if you've got a project you need a final touch for, just let me know.



*Josh Bare's terrariums*

---

**Please let me know any thoughts you might have about this article. I can be reached at 678.313.4568 or [Josh@Arbor-Nomics.com](mailto:Josh@Arbor-Nomics.com).**